

## PLANT EXTENSION UNIT

## EXU..

This unit can be wired to a time switch or other device to extend the normal running time of a system.



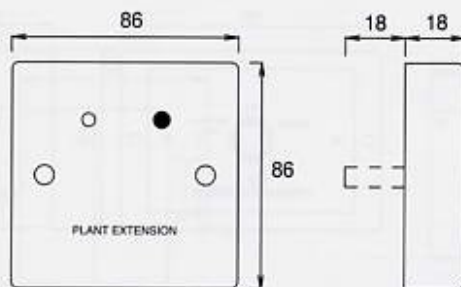
Flush Mounting  
Fits single gang BS box  
Protrudes 18mm from wall  
Enclosure Colour : White - suitable for room mounting.  
Enclosure Flammability = UL94-HB

Type	Description	NEON Voltage	Indication Light	Push Button 24/230VAC	Enclosure
EXU-24	Plant Extension	24VAC	NEON	0.5A	IP40
EXU-230	Plant Extension	230VAC	NEON	0.5A	IP40

For adjustable run time 0-7 hours, see model EPX..

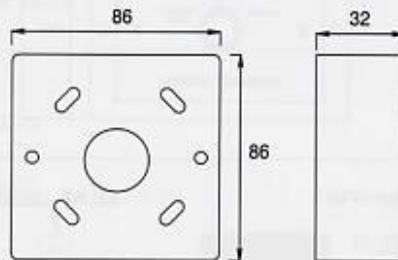
## DIMENSIONS:

## EXU..



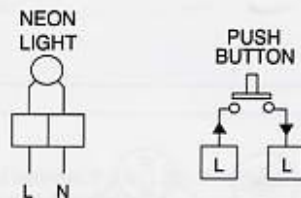
## ACCESSORIES:

EE-BP5 Surface mounting backbox for EXU..



## WIRING:

## EXU..



When the momentary action push button is pressed a circuit is made.  
This can be wired to a time switch which extends the plant running time.  
The NEON Light can be wired to show that running time has been extended.